

## SWITCH TO BRIGHTER FUTURE

### Product data sheet: LIM-12D

#### Features

- Independent design
- Dimmable constant current driver
- Low ripple current, flicker-free
- DALI-2 certified
- Configurable constant current output via dip-switch
- Switch-Dim function
- Dimming range 0.1...100%
- Push wire connections
- Protections: opencircuit, shortcircuit, overload, overtemperature
- SELV equivalent
- Suitable for use in emergency lighting systems
- Suitable for protection class II luminaires
- Protection class II
- Nominal life-time up to 50,000 h
- 5-year guarantee

#### Applications

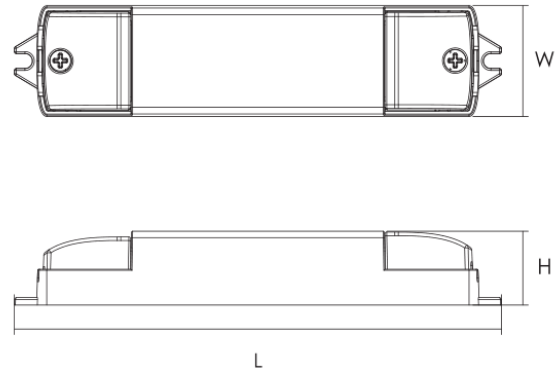
- Office
- Shop
- Hospitality
- Public areas

#### Approbations & Certifications

**CE, CB, DALI-2**

#### Housing properties

- Housing material: plastic, white.
- Type of protection IP20



## Electrical Specifications

Type		Unit	LIM-12D							
<b>INPUT</b>	Nominal voltage	V	220 – 240							
	Nominal frequency	Hz	0 / 50 / 60							
	AC voltage range	V	198 – 264							
	DC voltage range	V	176 - 370							
	Nominal current	A	0.08							
	THD (Full load)	%	≤ 25							
	Power factor (Full load)		0.90C							
	Efficiency (Full load)	%	80							
	NO load	W	≤ 0.5							
	Protection class		II							
	Inrush current(Cold start)	A pk	15(th = 100 μs)							
	Max.units per circuit breaker		B10: 46 B16: 74 C10: 93 C16: 149							
	<b>OUTPUT</b>	Nominal voltage range	V	2 - 42	2 - 42	2 - 42	2 - 40	2 - 22	2 - 20	2 - 18
Maximum voltage(Open Circuit)		Vdc	≤ 54							
Nominal current		mA	150	200	250	300	550	600	650	700
Current accuracy		%	+/- 5							
Current ripple 100Hz		%	≤ 20							
Pst LM			≤ 1							
SVM			≤ 0.4							
Nominal power range		W	0.3 – 6.3	0.4 – 8.4	0.5 – 10.5	0.6 - 12	1.1 - 12	1.2 - 12	1.3 - 12	1.4 - 12
Maximum power		W	12							
Galvanic isolation			SELV							
<b>ENVIRONMENT</b>	Ambient temperature range ta	°C	-20 ...+45							
	Maximum case temperature tc	°C	85							
	Max. Case temp. In fault conditio	°C	110							
	Storage temperature range	°C	-20 ...+70							
	Relative humidity	%	5 ... 85 (Not condensing)							
	Surge transient protection	kV	1   2 (L/N   LN/PE acc to. EN 61547 Clause 5.7)							
	Environmental rating		Indoor							
	IP rating		IP 20							
	Mains switching cycles		> 100,000							
Expected lifetime	h	50,000 (0.2% / 1'000 h failure rate)								

\*All parameters NOT specially mentioned are measured at 230VAC input ,rated current and 25°C of ambient temperature

### Protections

#### **Over temperature**

Yes

#### **Over load**

Yes

#### **No load**

Yes

#### **Short-circuit**

Yes

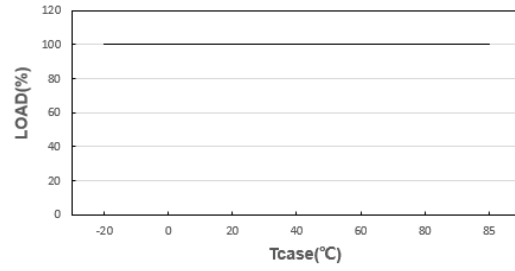
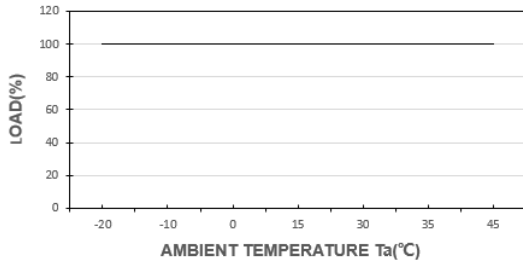
#### **Input overvoltage**

Maximum allowed input voltage 264V AC

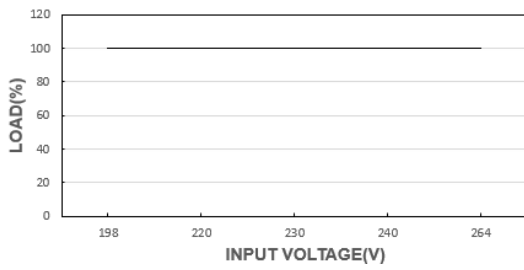
#### **Output overvoltage**

Yes, Limitation of Output voltage < 54V

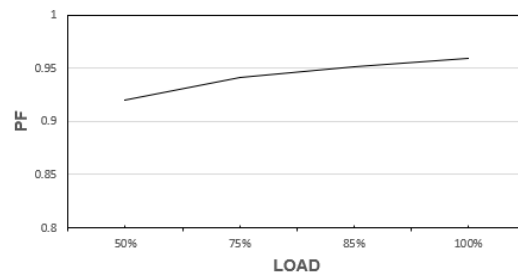
### OUTPUT LOAD vs TEMPERATURE



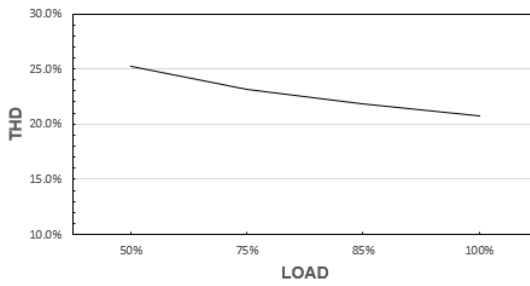
### STATIC CHARACTERISTIC



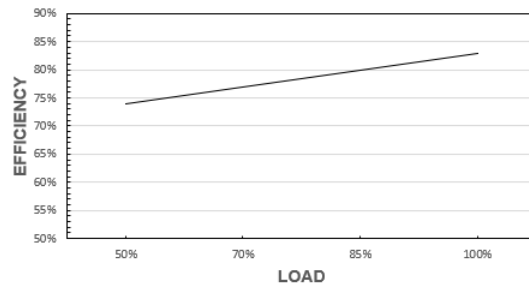
### POWER FACTOR (PF) CHARACTERISTIC



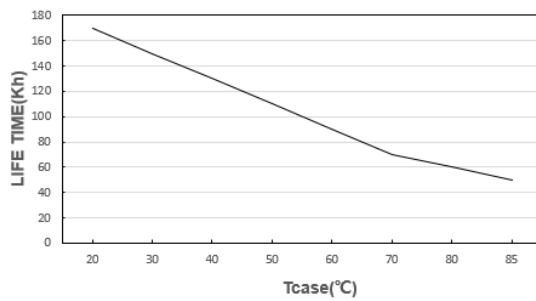
### TOTAL HARMONIC DISTORTION (THD)



### EFFICIENCY vs LOAD



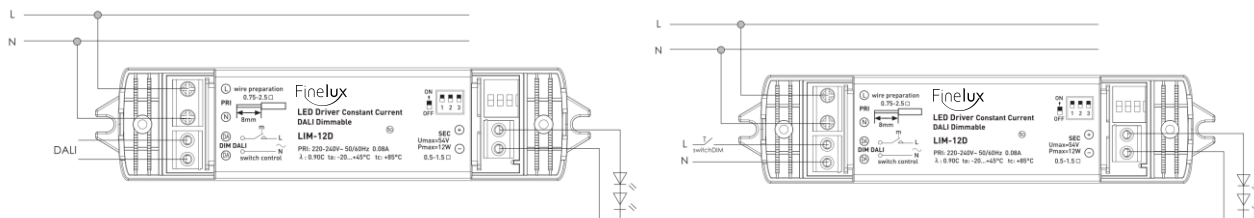
### LIFE TIME



\*The graph is for reference only, and the detailed values refer to the parameter table

## Wiring Diagram

Terminal:	Captured terminal screws
Max. cable length – DALI system:	300 m
Dimensions(LxWxH):	132x30x20 mm
Mounting hole spacing, length	126.3 mm
Weight:	110 g



### PRI

Cable cross-section:	0.75-2.5□/AWG 18-14
Stripping:	6mm

### SEC

Cable cross-section:	0.5-1.5□/AWG 20-16
Stripping:	6mm

Hot plug-in or secondary switching of LEDs is not permitted and may cause a very high current to the LEDs.

## Remarks

-Touch current: lower than 0.7 mA, according to EN 60598-1 annex. G and EN 61347-1 annex A

## Standards

EN 61347-1  
EN 61347-2-13  
EN 62384  
EN 55015  
EN 61000-3-2  
EN 61000-3-3  
EN 61547  
EN 60598-1  
EN 62386-101  
EN 62386-102  
EN 62386-207  
EN 62386-209  
IEE1789  
(EU) 2019/2020