

SWITCH TO BRIGHTER FUTURE

Product data sheet: LIM-12D

Features

- Independent design
- Dimmable constant current driver
- Low ripple current, flicker-free
- DALI-2 certified
- Configurable constant current output via dip-switch
- Switch-Dim function
- Dimming range 0.1...100%
- Push wire connections
- Protections: opencircuit, shortcircuit, overload, overtemperature
- SELV equivalent
- Suitable for use in emergency lighting systems
- Suitable for protection class II luminaires
- Protection class II
- Nominal life-time up to 50,000 h
- 5-year guarantee

Applications

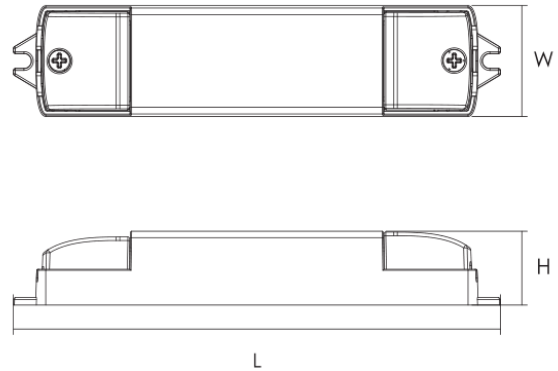
- Office
- Shop
- Hospitality
- Public areas

Approbations & Certifications

CE, CB, DALI-2

Housing properties

- Housing material: plastic, white.
- Type of protection IP20



Electrical Specifications

Type		Unit	LIM-12D								
INPUT	Nominal voltage	V	220 – 240								
	Nominal frequency	Hz	0 / 50 / 60								
	AC voltage range	V	198 – 264								
	DC voltage range	V	176 - 370								
	Nominal current	A	0.08								
	THD (Full load)	%	≤ 25								
	Power factor (Full load)		0.90C								
	Efficiency (Full load)	%	80								
	NO load	W	≤ 0.5								
	Protection class		II								
	Inrush current(Cold start)	A pk	15(th = 100 μs)								
	Max.units per circuit breaker		B10: 46 B16: 74 C10: 93 C16: 149								
	OUTPUT	Nominal voltage range	V	2 - 42	2 - 42	2 - 42	2 - 40	2 - 22	2 - 20	2 - 18	2 - 17
Maximum voltage(Open Circuit)		Vdc	≤ 54								
Nominal current		mA	150	200	250	300	550	600	650	700	
Current accuracy		%	+/- 5								
Current ripple 100Hz		%	≤ 20								
Pst LM			≤ 1								
SVM			≤ 0.4								
Nominal power range		W	0.3 – 6.3	0.4 – 8.4	0.5 – 10.5	0.6 - 12	1.1 - 12	1.2 - 12	1.3 - 12	1.4 - 12	
Maximum power		W	12								
Galvanic isolation			SELV								
ENVIRONMENT		Ambient temperature range ta	°C	-20 ...+45							
		Maximum case temperature tc	°C	85							
		Max. Case temp. In fault conditio	°C	110							
	Storage temperature range	°C	-20 ...+70								
	Relative humidity	%	5 ... 85 (Not condensing)								
	Surge transient protection	kV	1 2 (L/N LN/PE acc to. EN 61547 Clause 5.7)								
	Environmental rating		Indoor								
	IP rating		IP 20								
	Mains switching cycles		> 100,000								
Expected lifetime	h	50,000 (0.2% / 1'000 h failure rate)									

*All parameters NOT specially mentioned are measured at 230VAC input ,rated current and 25°C of ambient temperature

Protections

Over temperature

Yes

Over load

Yes

No load

Yes

Short-circuit

Yes

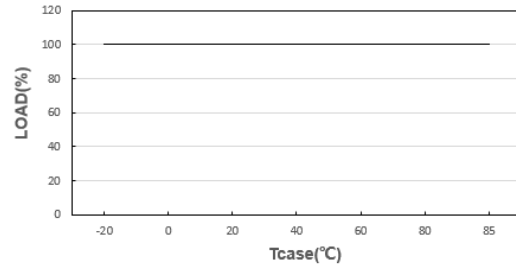
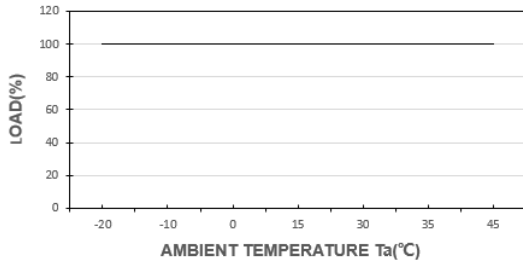
Input overvoltage

Maximum allowed input voltage 264V AC

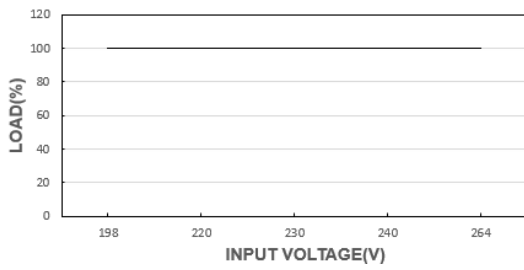
Output overvoltage

Yes, Limitation of Output voltage < 54V

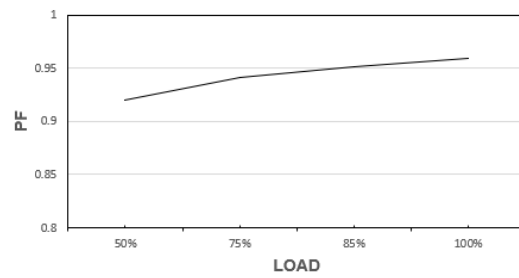
OUTPUT LOAD vs TEMPERATURE



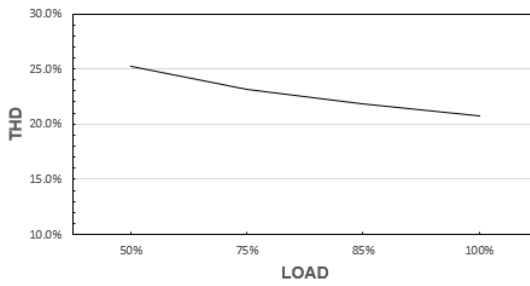
STATIC CHARACTERISTIC



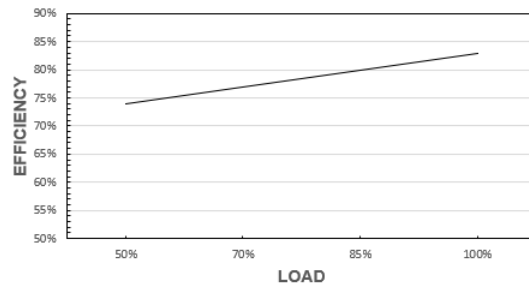
POWER FACTOR (PF) CHARACTERISTIC



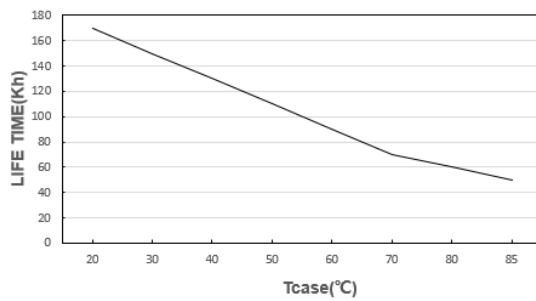
TOTAL HARMONIC DISTORTION (THD)



EFFICIENCY vs LOAD



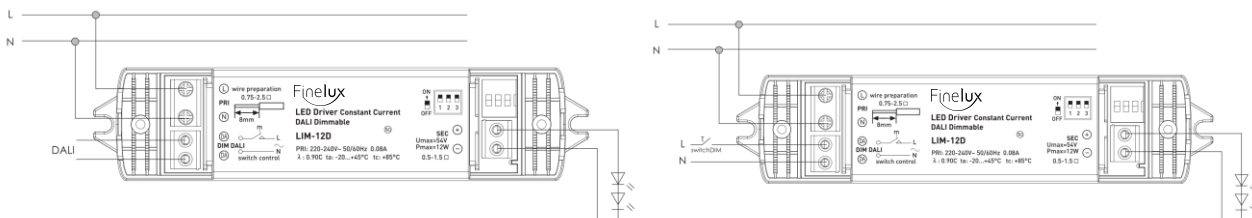
LIFE TIME



*The graph is for reference only, and the detailed values refer to the parameter table

Wiring Diagram

Terminal:	Captured terminal screws
Max. cable length – DALI system:	300 m
Dimensions(LxWxH):	132x30x20 mm
Mounting hole spacing, length	126.3 mm
Weight:	110 g



PRI

Cable cross-section:	0.75-2.5mm ² /AWG 18-14
Stripping:	6mm

SEC

Cable cross-section:	0.5-1.5mm ² /AWG 20-16
Stripping:	6mm

Hot plug-in or secondary switching of LEDs is not permitted and may cause a very high current to the LEDs.

Remarks

-Touch current: lower than 0.7 mA, according to EN 60598-1 annex. G and EN 61347-1 annex A

Standards

EN 61347-1
EN 61347-2-13
EN 62384
EN 55015
EN 61000-3-2
EN 61000-3-3
EN 61547
EN 60598-1
EN 62386-101
EN 62386-102
EN 62386-207
EN 62386-209
IEE1789
(EU) 2019/2020